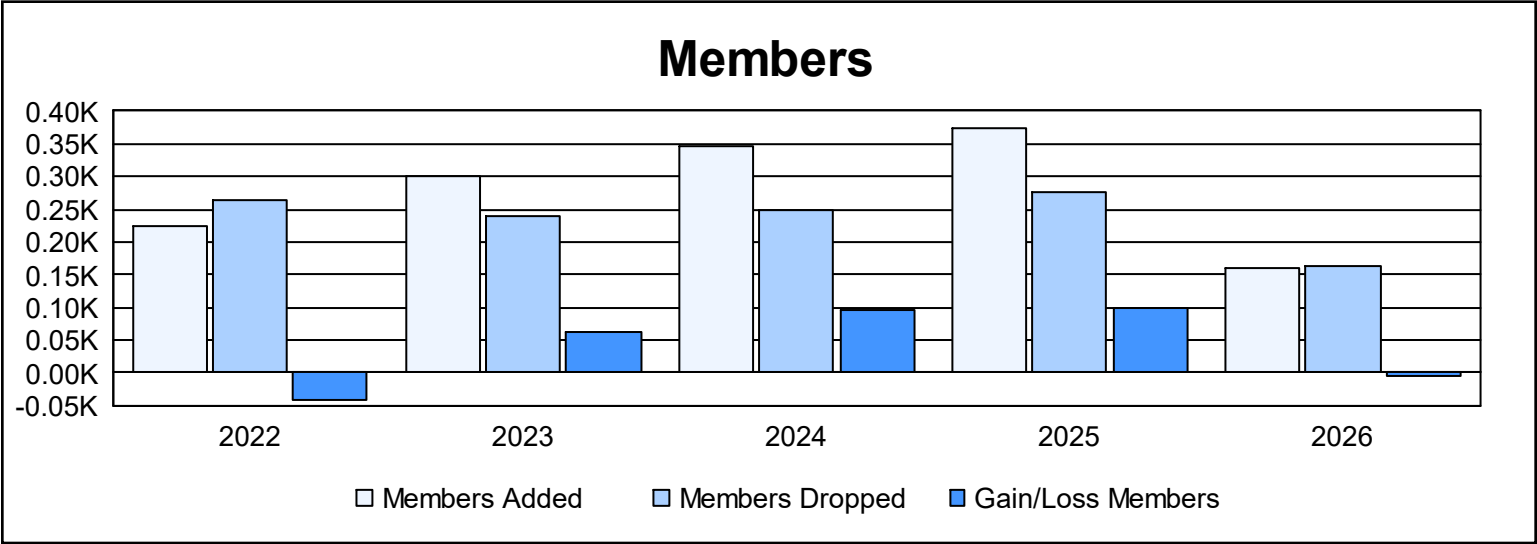
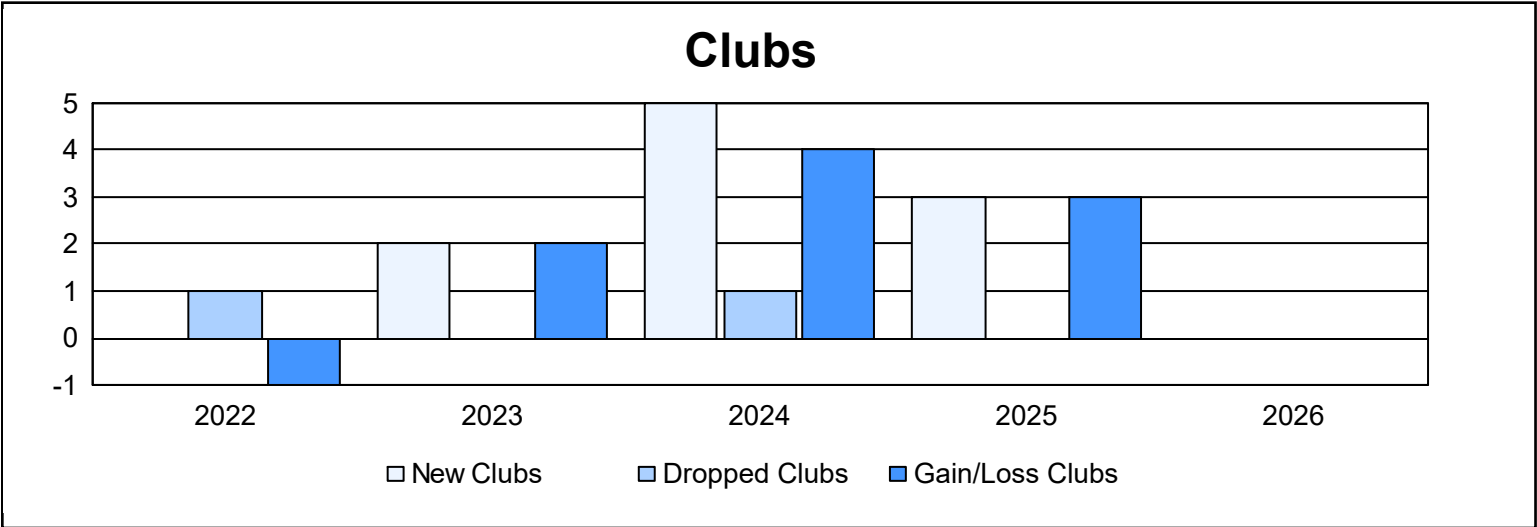
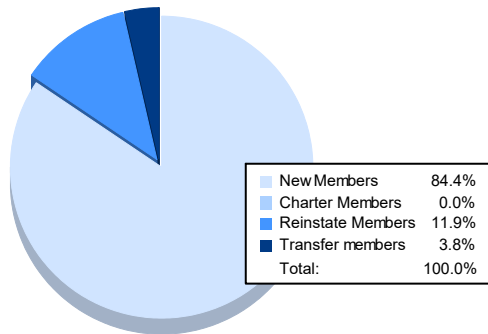


| Year      | New Clubs | Dropped Clubs | Gain/ Loss Clubs | New Members | Charter Members | Reinstate Members | Transfer Members | Total Member Added | Total Members Dropped | Gain/ Loss Members |
|-----------|-----------|---------------|------------------|-------------|-----------------|-------------------|------------------|--------------------|-----------------------|--------------------|
| 2021-2022 | 0         | 1             | -1               | 191         | 3               | 3                 | 27               | 224                | 265                   | -41                |
| 2022-2023 | 2         | 0             | 2                | 239         | 45              | 5                 | 13               | 302                | 239                   | 63                 |
| 2023-2024 | 5         | 1             | 4                | 216         | 108             | 6                 | 15               | 345                | 250                   | 95                 |
| 2024-2025 | 3         | 0             | 3                | 287         | 71              | 6                 | 11               | 375                | 275                   | 100                |
| 2025-2026 | 0         | 0             | 0                | 135         | 0               | 19                | 6                | 160                | 164                   | -4                 |
| Average   | 2         | 0             | 2                | 214         | 45              | 8                 | 14               | 281                | 239                   | 43                 |



### Membership Composition January 2026 Cumulative



### Gender Composition January 2026 Cumulative

